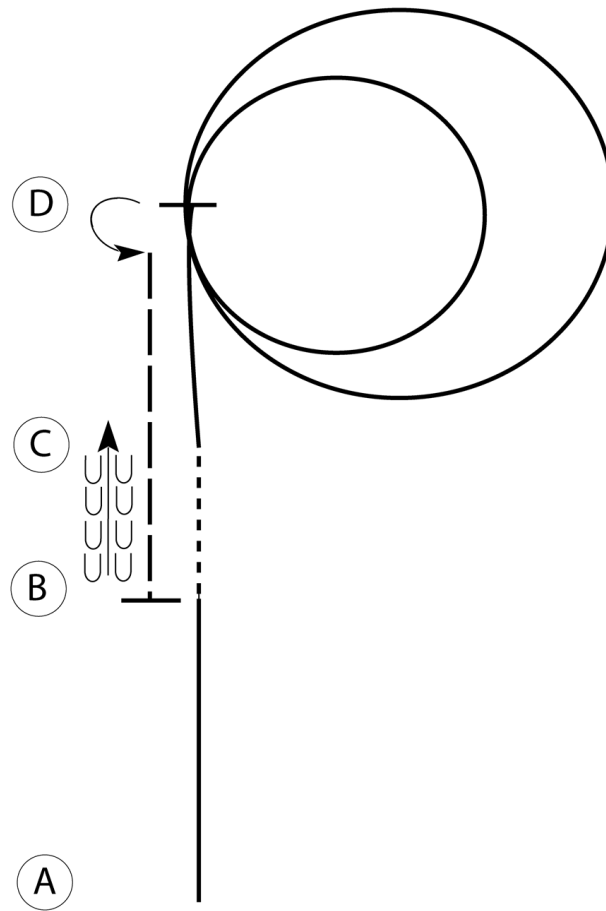


WTC 2016/2017 1. and 2. go

Western Horsemanship (Youth, Amateur & Open)

Show Date: 03-12-2017



Be ready at A.

1. Lope on the left lead to B.
2. Walk B to C.
3. Lope on the right lead to D.
4. Lope a large fast circle to the right.
5. Lope a small slow circle to the right.
6. Stop at D and perform a 180 degree spin to the left.
7. Extend the jog to B.
8. Stop at B and back to C.

Follow the instructions of your ring steward.

Walk	-----
Jog	-----
Extended Jog	-----
Lope	—————
Leg Yield	
Lead Change	— / —
Back	← — — — — — — — — — —
Marker	(B)
Sidepass	← ----- →

[WH/3-1]

Pattern Provided by:

BHWR

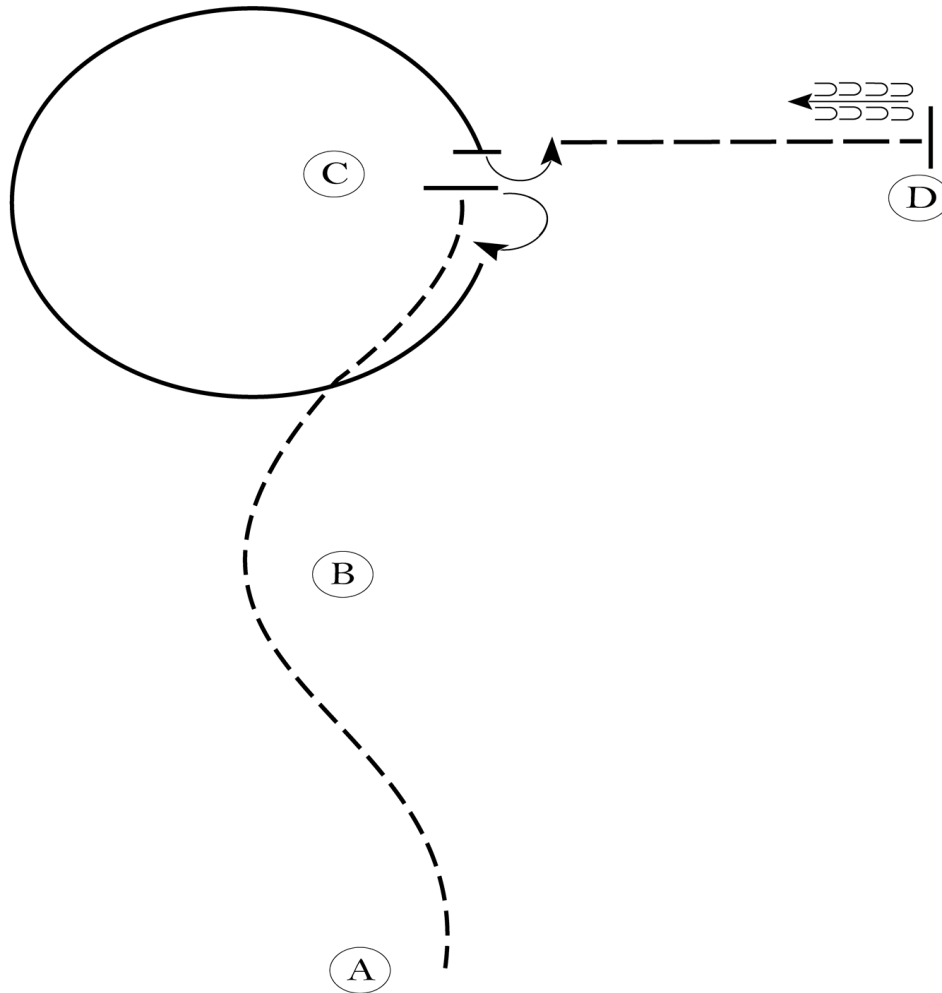
www.HorseShowPatterns.com

www.HorseShowPatterns.com

WTC 2016/2017 1. and 2. go

Western Horsemanship (Beginner/Youth Beginner & Novice Horse)

Show Date: 03-12-2017



1. Jog A to C.
2. Stop at C and perform a 180 degree turn to the right
3. Lope a circle around C on the right lead.
4. Stop at C and perform a 90 degree turn to the left.
5. Extended jog to D.
6. Stop at D and back approximately one horse length.

Follow the instructions of your ring steward.

Walk
Jog	-----
Extended Jog	—————
Lope	—————
Lead Change	———/———
Back	←—————
Marker	ⓑ

[WH/1-1]

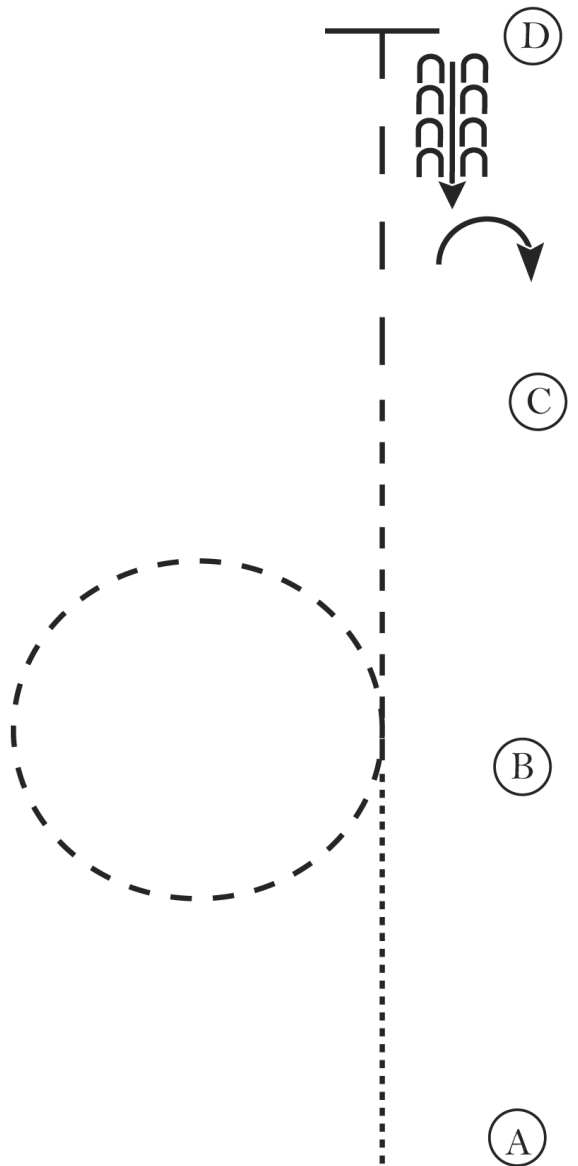
Pattern Provided by:

BHWR

WTC 2016/2017 1. and 2. go

Western Horsemanship (W&T)

Show Date: 03-12-2017



1. Walk A to B.
2. At B jog.
3. Jog a circle at B and continue to C.
4. At C extend the jog to D.
5. At D stop and back 4 steps.
6. Turn 90 degrees to the right.

Walk
Jog	-----
Extended Jog	- - - - -
Lope	—————
Leg Yield	
Lead Change	↘
Back	←←←←
Marker	(B)
Sidepass	←- - - ->

[WH/WT-11]

Pattern Provided by:

BHWR

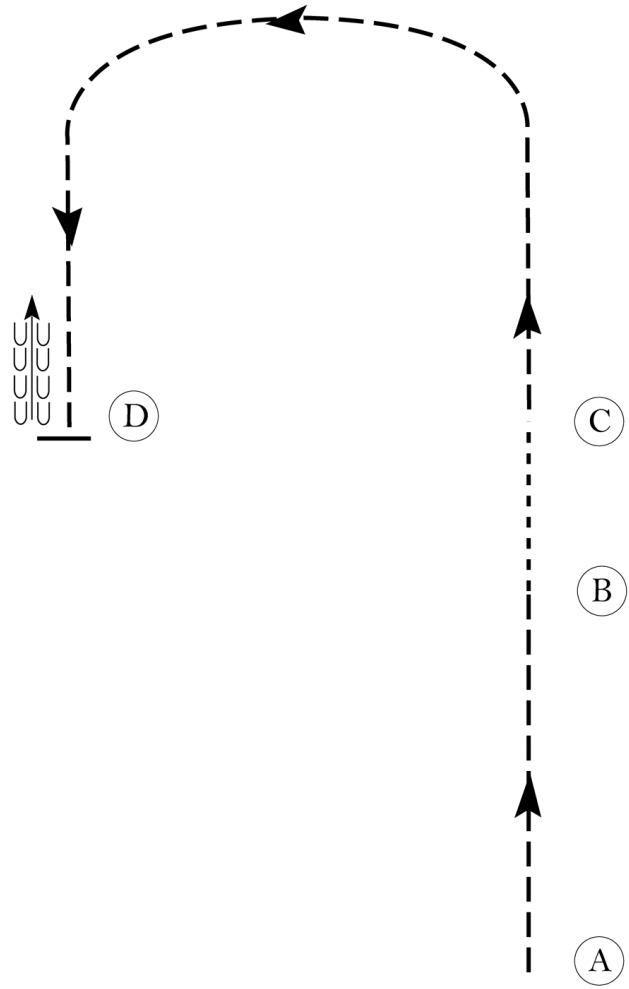
WTC 2016/2017 1. and 2. go

Hunt Seat Equitation (W&T)

Show Date: 03-12-2017

www.HorseShowPatterns.com

www.HorseShowPatterns.com



Be ready at A.

1. Posting trot on the left diagonal from A to B.
2. Walk from B to C.
3. Posting trot on the right diagonal from C to D.
4. Stop and back approximately one horse length at D.

Exit at a sitting trot.

Walk
Trot	-----
Extended Trot	- - - - -
Canter	—————
Leg Yield	
Lead Change	—/—
Back	← u u u
Marker	(B)
Sidepass	←———←
Hand Gallop	— — — —

[HSE/WT-20]

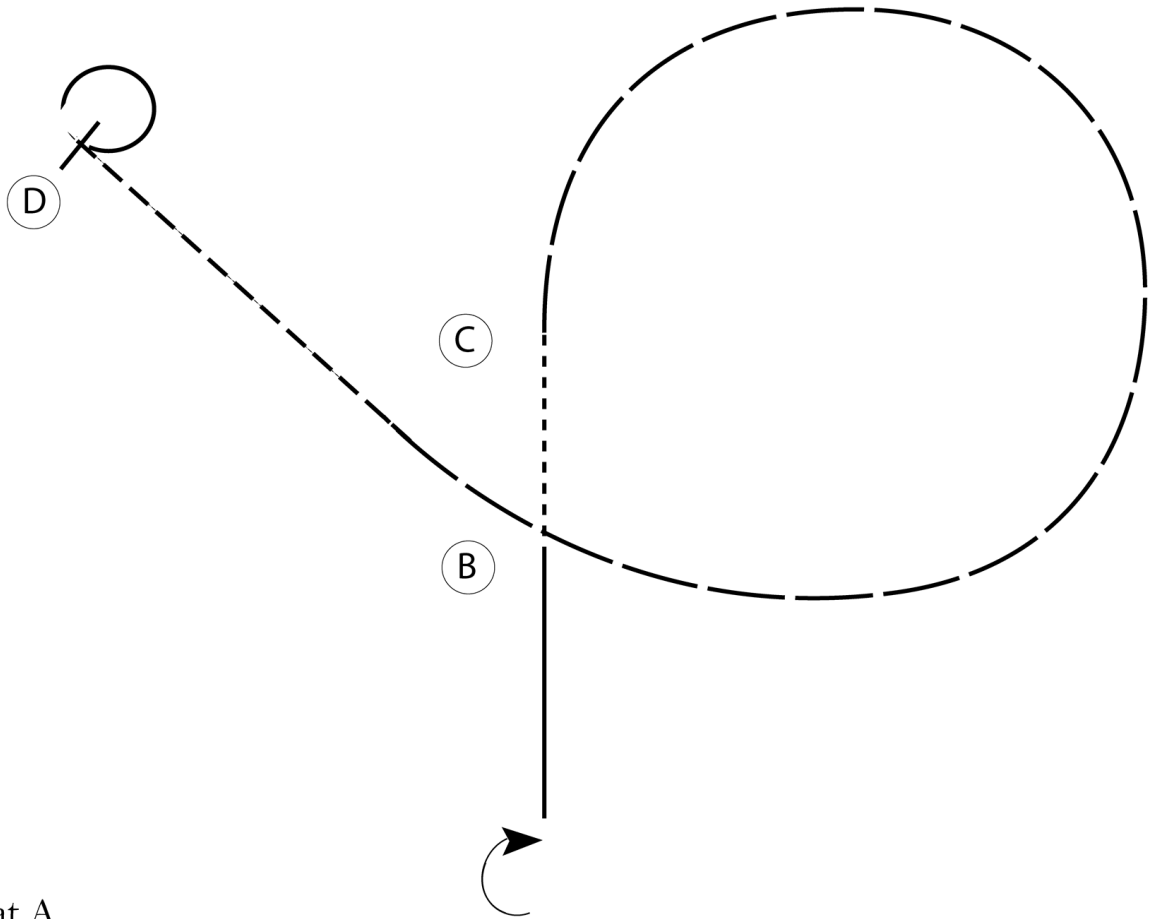
Pattern Provided by:

BHWR

WTC 2016/2017 1. and 2. go

Hunt Seat Equitation (Youth ,Amateur & Open)

Show Date: 03-12-2017



Be ready at A.

1. Back 5 steps.
2. Perform a 180 degree turn to the right on the hindquarters.
3. Canter on the left lead to B.
4. Walk from B to C.
5. At C hand gallop on the right lead to between B and C as shown.
6. Sitting trot from C to D.
7. Stop at D and perform a 360 degree turn to the left on the forehand.

Follow the instructions of your ring steward.

Walk	-----
Trot	- - - - -
Extended Trot	— — — — —
Canter	—————
Leg Yield	
Lead Change	↙ ↘
Back	← ← ← ← ←
Marker	(B)
Sidepass	← — — — — →
Hand Gallop	— — — — —

[HSE/3-12]

Pattern Provided by:

BHWR

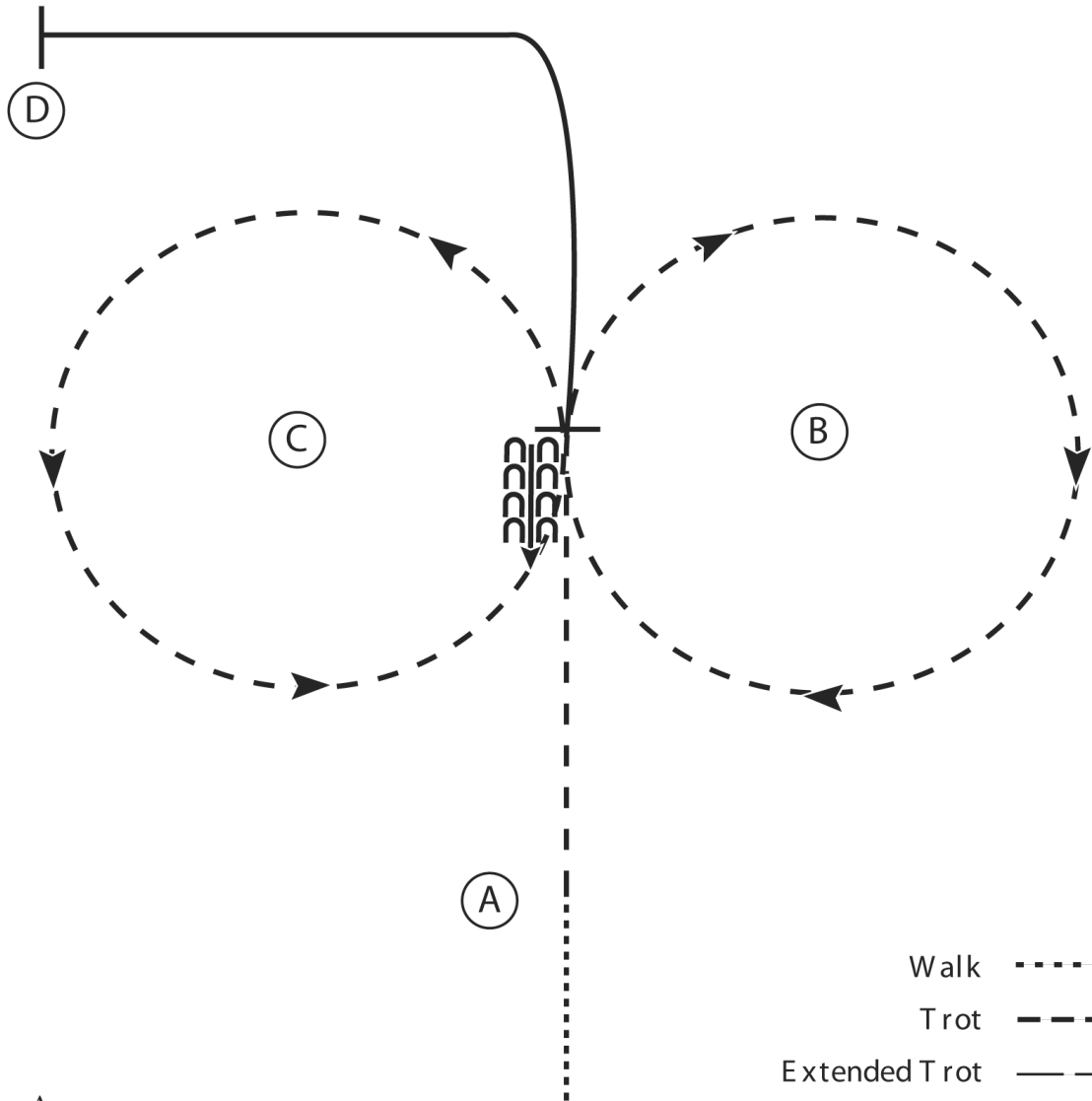
WTC 2016/2017 1. and 2. go

Hunt Seat Equitation (Beginner/Youth Beginner & Novice Horse)

Show Date: 03-12-2017

w w w . H o r s e S h o w P a t t e r n s . c o m

w w w . H o r s e S h o w P a t t e r n s . c o m



1. Walk to A
2. At A trot to between B and C
3. Trot a figure eight beginning to the right
4. When between B and C stop and back 3 steps
5. Canter on the right lead to D
6. At D stop

Walk
Trot	- - - - -
Extended Trot	- - - - -
Canter	—————
Leg Yield	
Lead Change	///
Back	⤵⤵⤵
Marker	⊙
Sidepass	- - - - -

[HSE/1-4]

Pattern Provided by:

BHWR

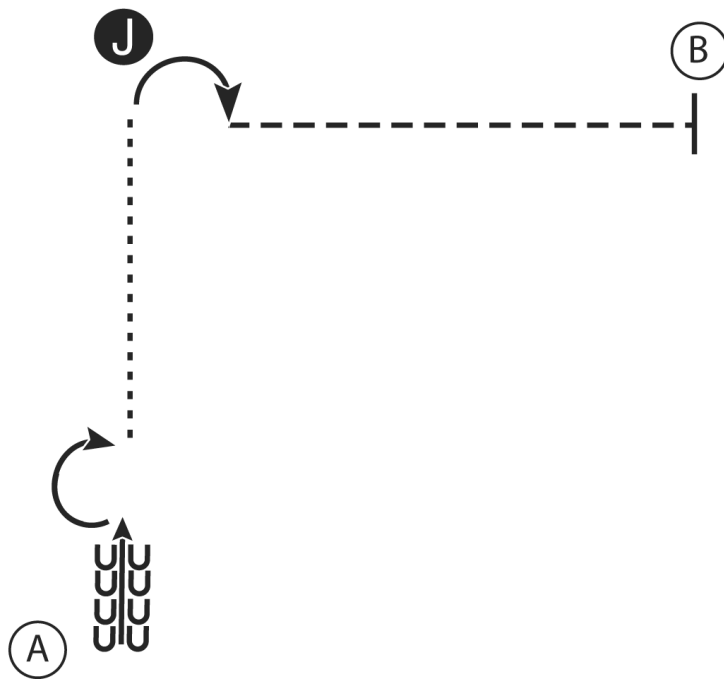
WTC 2016/2017 1. and 2. go

Showmanship (Beginner/Youth Beginner ,W&T & Novice Horse)

Show Date: 03-12-2017

w w w . H o r s e S h o w P a t t e r n s . c o m

w w w . H o r s e S h o w P a t t e r n s . c o m



1. Back 4 steps at A
2. Perform a 180 degree turn
3. Walk to the judge and set up for inspection
4. When dismissed perform a 90 degree turn and trot to B
5. Stop at B

Walk - - - - -

Trot - - - - -

Back ←

Marker (B)

Judge (J)

[S/1-2]

Pattern Provided by:
BHWR

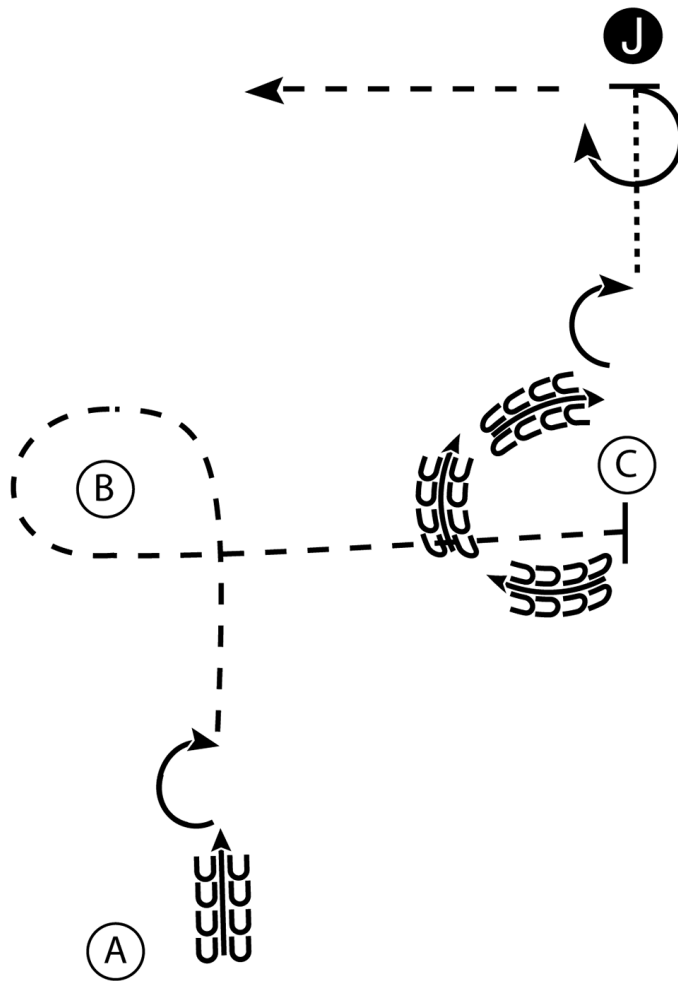
WTC 2016/2017 1. and 2. go

Showmanship (Youth, Amateur & Open)


Show Date: 03-12-2017

www.HorseShowPatterns.com

www.HorseShowPatterns.com



1. At A back 4 steps and perform a 180 degree turn
2. Trot to and around B and continue to C
3. Stop at C
4. Back around C
5. Perform a 90 degree turn
6. Walk to judge and set up for inspection
7. When dismissed perform a 270 degree turn and trot straight away from the judge

Walk
Trot	-----
Back	← 
Marker	Ⓚ
Judge	Ⓝ

[S/3-1]

Pattern Provided by:

BHWR